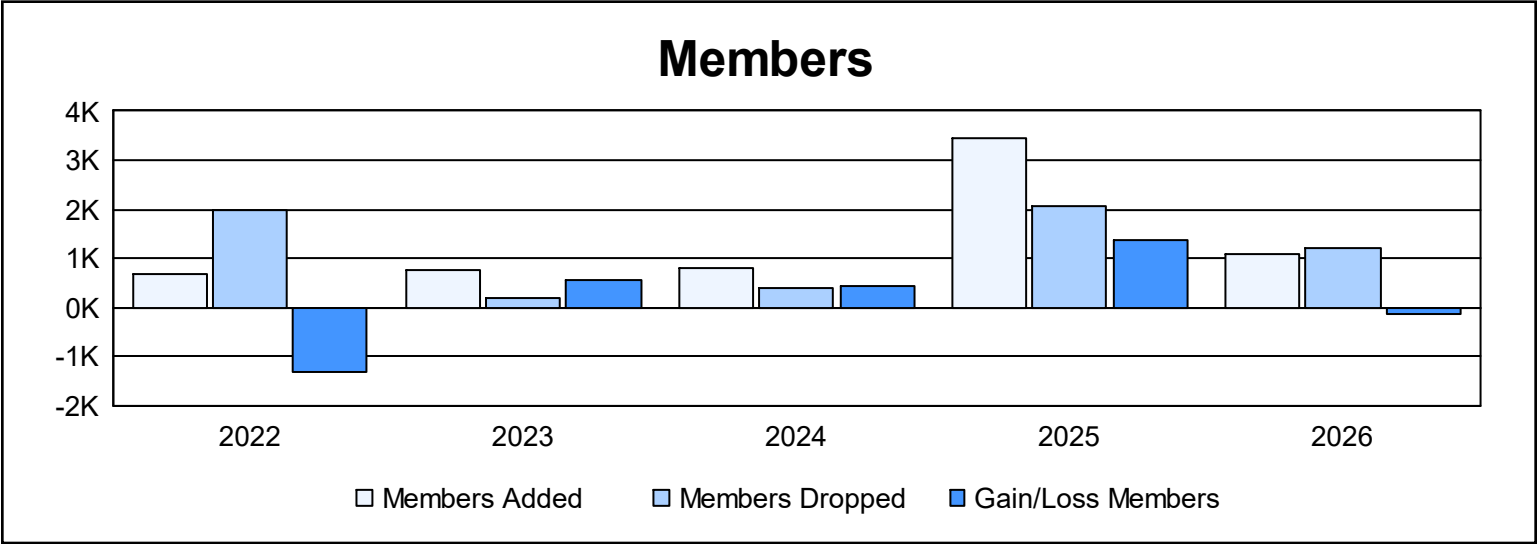
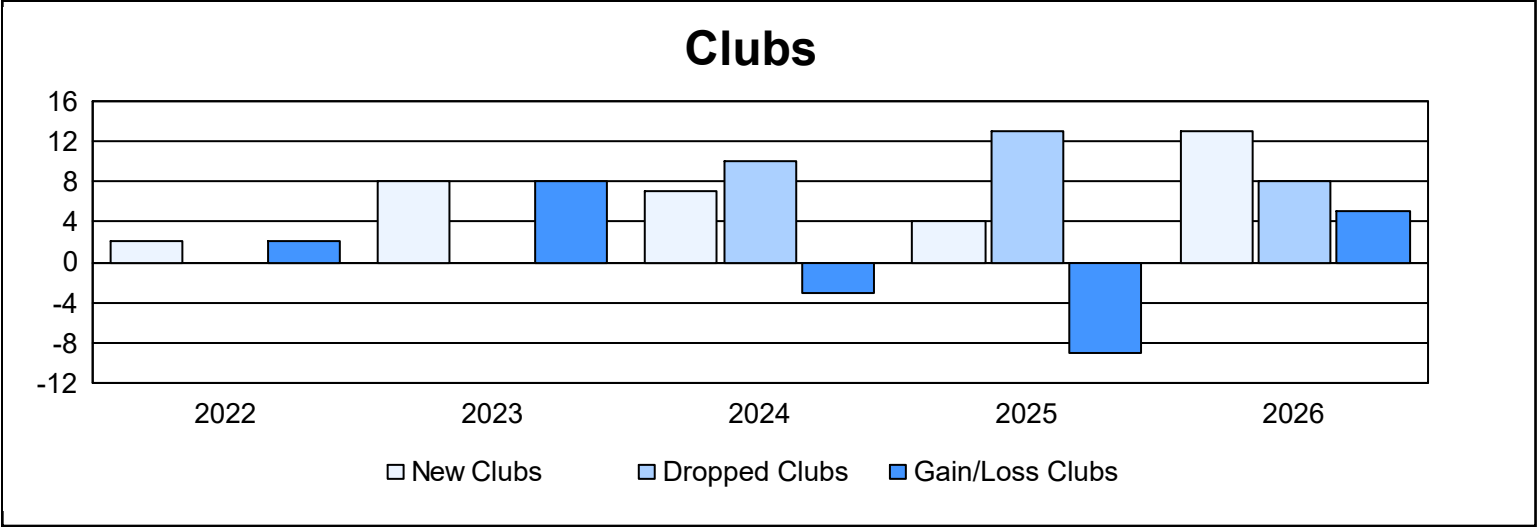
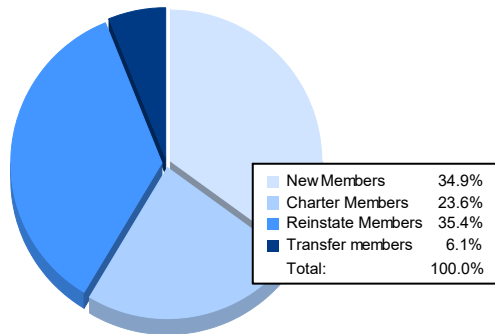


Year	New Clubs	Dropped Clubs	Gain/ Loss Clubs	New Members	Charter Members	Reinstate Members	Transfer Members	Total Member Added	Total Members Dropped	Gain/ Loss Members
2021-2022	2	0	2	384	91	22	168	665	1,989	-1,324
2022-2023	8	0	8	453	281	18	17	769	199	570
2023-2024	7	10	-3	626	144	35	7	812	376	436
2024-2025	4	13	-9	2,040	60	106	1,245	3,451	2,063	1,388
2025-2026	13	8	5	384	260	389	67	1,100	1,224	-124
Average	7	6	1	777	167	114	301	1,359	1,170	189



Membership Composition January 2026 Cumulative



Gender Composition January 2026 Cumulative

